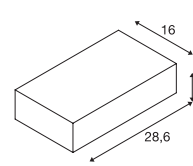
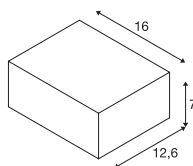
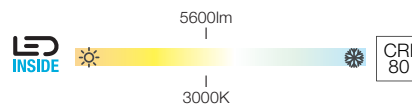





1003467 198

SHELL 15  
WL, PHASE

SHELL 30  
WL, PHASE



220 - 240 V ~ 50/60 Hz | 350 mA  
Systeemvermogen: 15 W  
Materiaal: aluminium/acryl



220-240 V ~ 50/60 Hz | 700 mA  
Systeemvermogen: 54 W  
Materiaal: aluminium/acryl



1000423 199



1000422	1400lm 3000K	

**Variant**      **Art. nr.**  
1400 lm | 3000 K | CRI 80  
 wit      **1000422**



1000423	5600lm 3000K	

**Variant**      **Art. nr.**  
5600 lm | 3000 K | CRI 80  
 wit      **1000423**